
Report To:	Education & Communities Committee	Date:	30 August 2022
Report By:	Corporate Director Education, Communities & Organisational Development	Report No:	EDUCOM/43/22/RS
Contact Officer:	Ross Scullion	Contact No:	01475 712979
Subject:	Public Space, Activity & Women's Safety Survey Action Plan		

1.0 PURPOSE AND SUMMARY

- 1.1 For Decision For Information/Noting
- 1.2 The purpose of this report is to provide an update on the 'Public space, activity & women's safety survey' and seek approval for the resulting action plan.
- 1.3 At its meeting on 22 April 2021, Inverclyde Council tasked officers with carrying out a survey to determine women's perception of safety when undertaking activities in public spaces.
- 1.4 The survey, and a supplementary survey, were ran throughout 2021. The results were analysed to identify common issues raised within the responses and reported to Education and Communities Committee on 8 March 2022. Committee endorsed a strategic approach to developing outcomes from the survey and requested a further report be submitted to Committee upon completion of the analysis results and with responses from males separated
- 1.5 A further breakdown of the survey results is contained within Appendix 1 of this report and an action plan, Appendix 2, has been drafted in response to issues where it was deemed that measures could be taken to either raise awareness, promote cultural change in attitudes, or feed the survey results back to services/agencies and also into higher level strategic plans.

2.0 RECOMMENDATIONS

- 2.1 Committee are asked to:
- note the updated headline results of the public survey in appendix 1; and
 - approve the 'Public space, activity & women's safety survey action plan' in appendix 2

Ruth Binks
Corporate Director Education,
Communities & Organisational Development

3.0 BACKGROUND AND CONTEXT

- 3.1 Equally Safe is the national strategy to prevent and eradicate violence against women and girls, in any form. Strategic priority 2 'Women and girls thrive as equal citizens: socially, culturally, economically and politically' highlights that fear for personal security in public places can place a constraint on the mobility of women and their participation in public life as they factor personal safety into routine decisions and activities.
- 3.2 At its meeting of 22 April 2021, Inverclyde Council tasked officers with carrying out a consultation to determine if women and girls perceive any safety impediment in using Inverclyde public paths, parks and cycle ways and, if so, how any identified issues may be addressed.
- 3.3 The Corporate Director of Education, Communities and Organisational Development convened a short-life working group to identify the most appropriate method for consultation. The working group developed a questionnaire to allow women's perceptions, views and experiences to be understood. It was agreed the Women's Forum would be the most appropriate oversight group.
- 3.4 The original survey was followed up with a supplementary survey to ensure that the views of all age groupings were considered. The results of the survey were reported to the Education and Communities Committee on 8 March 2022, at which the headline results were noted, the strategic approach to developing outcomes was endorsed, there was agreement that the Women's Forum has continued oversight of the outcome delivery, and that a further report be submitted to Committee upon completion of the analysis results and with responses from males separated.
- 3.5 The total number of participants from the original and supplementary survey was 1308 responses. However, further analysis of the data received concluded only 527 responses were pertinent to the majority of survey questions. Of these viable responses, the majority (93%) identified as female and the most common age groupings were 40-49 and 17 or younger.
- 3.6 The majority of Inverclyde residents will regularly participate in social and leisure activity without incident. The survey results showed that the majority of respondents frequently undertake activities in a public place and were also members of, or have considered joining, an activity-based club or organisation. However, 94% of those viable survey responses stated that they had on at least one occasion been put off undertaking activities due to public safety concerns. Analysis of the results broadly indicated that:
 - The fear of crime and intimidation within the local authority can impact on women feeling safe when undertaking social and leisure activities in public, particularly on dark evenings in poorly lit, overgrown, or isolated areas, and around groups of males/youths.
 - The most common concerns from females were related to physical assault, verbal harassment and unwanted attention from males. The results provided some anecdotal evidence of women experiencing these issues, although the survey mainly focused on the fear and anxiety over their occurrence
 - Costs and other time commitments ranked highest in terms of barriers to women joining activity-based clubs, however safety concerns and lack of inclusivity also factored in as a deterrent.
 - There is a general awareness of campaigns and legislation which target gender-based safety, however this seems to be mainly around the dominant national message on domestic abuse.

4.0 PROPOSALS

4.1 The results of the survey were discussed at the Women’s Forum along with a proposal to develop an action plan to deliver outcomes in relation to the issues raised within the survey. The action plan, shown in Appendix 2, will focus on four areas:

- Raising awareness of national and local campaigns which focus on Violence Against Women and Girls
- Embedding a culture of women’s safety within Inverclyde’s local activity-based clubs to encourage more inclusive membership and participation
- Reduce the fear and anxiety associated with women's safety within our local communities
- Raising awareness of applications which support women’s safety and communication channels for reporting safety concerns.

5.0 IMPLICATIONS

5.1 The table below shows whether risks and implications apply if the recommendation(s) is(are) agreed:

SUBJECT	YES	NO	N/A
Financial		X	
Legal/Risk		X	
Human Resources		X	
Strategic (LOIP/Corporate Plan)		X	
Equalities & Fairer Scotland Duty	X		
Children & Young People’s Rights & Wellbeing		X	
Environmental & Sustainability		X	
Data Protection		X	

5.2 Finance

One off Costs

Given the financial context of the Council there are no specific associated costs associated with this report however external funding sources will be accessed where possible to support any actions.

Cost Centre	Budget Heading	Budget Years	Proposed Spend this Report	Virement From	Other Comments
N/A					

Annually Recurring Costs/ (Savings)

Cost Centre	Budget Heading	With Effect from	Annual Net Impact	Virement From (If Applicable)	Other Comments
N/A					

5.3 Legal/Risk

There are no legal/risk implications associated with this report.

5.4 Human Resources

Existing staff input to deliver on the actions outlined in the plan.

5.5 Strategic

This report helps deliver Corporate Plan Organisational Priority 6 – to improve the health and wellbeing of our residents so that people live well for longer. It will also help to deliver on LOIP Priority 3 – Environment, Culture, and Heritage.

5.6 Equalities and Fairer Scotland Duty

(a) Equalities

This report has been considered under the Corporate Equalities Impact Assessment (EqIA) process with the following outcome:

X	YES – Assessed as relevant and an EqIA is required and will be made available at the following web address: https://www.inverclyde.gov.uk/council-and-government/equality-impact-assessments
	NO – This report does not introduce a new policy, function or strategy or recommend a substantive change to an existing policy, function or strategy. Therefore, assessed as not relevant and no EqIA is required. Provide any other relevant reasons why an EqIA is not necessary/screening statement.

(b) Fairer Scotland Duty

If this report affects or proposes any major strategic decision:-

Has there been active consideration of how this report's recommendations reduce inequalities of outcome?

	YES – A written statement showing how this report's recommendations reduce inequalities of outcome caused by socio-economic disadvantage has been completed.
X	NO – Assessed as not relevant under the Fairer Scotland Duty for the following reasons: Provide reasons why the report has been assessed as not relevant.

5.7 Children and Young People

Has a Children's Rights and Wellbeing Impact Assessment been carried out?

	YES – Assessed as relevant and a CRWIA is required.
X	NO – Assessed as not relevant as this report does not involve a new policy, function or strategy or recommends a substantive change to an existing policy, function or strategy which will have an impact on children's rights.

5.8 Environmental/Sustainability

Has a Strategic Environmental Assessment been carried out?

	YES – assessed as relevant and a Strategic Environmental Assessment is required.
X	NO – This report does not propose or seek approval for a plan, policy, programme, strategy or document which is like to have significant environmental effects, if implemented.

5.9 Data Protection

Has a Data Protection Impact Assessment been carried out?

	YES – This report involves data processing which may result in a high risk to the rights and freedoms of individuals.
X	NO – Assessed as not relevant as this report does not involve data processing which may result in a high risk to the rights and freedoms of individuals.

6.0 CONSULTATION

6.1 Relevant services and agencies will be engaged as part of the proposed action plan.

7.0 BACKGROUND PAPERS

7.1 Public space, activity & women’s safety survey summary breakdown; Public space, activity & women’s safety survey Action Plan 2022-23; Equality Impact Assessment.

Appendix 1

Public space, activity & women’s safety survey summary breakdown

The total number of participants from the original and supplementary survey was 1308 responses. However, further analysis of the data received concluded only 527 responses were viable for the majority of questions.

Therefore, each question will be further broken down, by identified theme and evidence and relevant intelligence gathered would be directed to the appropriate departments and organisations, both internal and external.

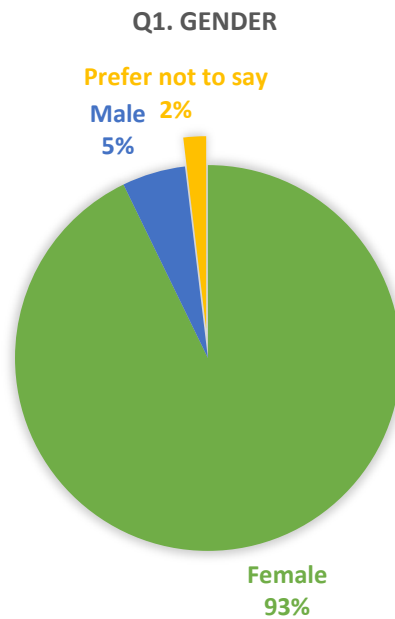
Q1. Gender

Theme: -

As expected, the majority of respondents stated they were female (489), male (28) and prefer not to say (10).

Evidence: -

Figure 1. Gender



Appendix 1

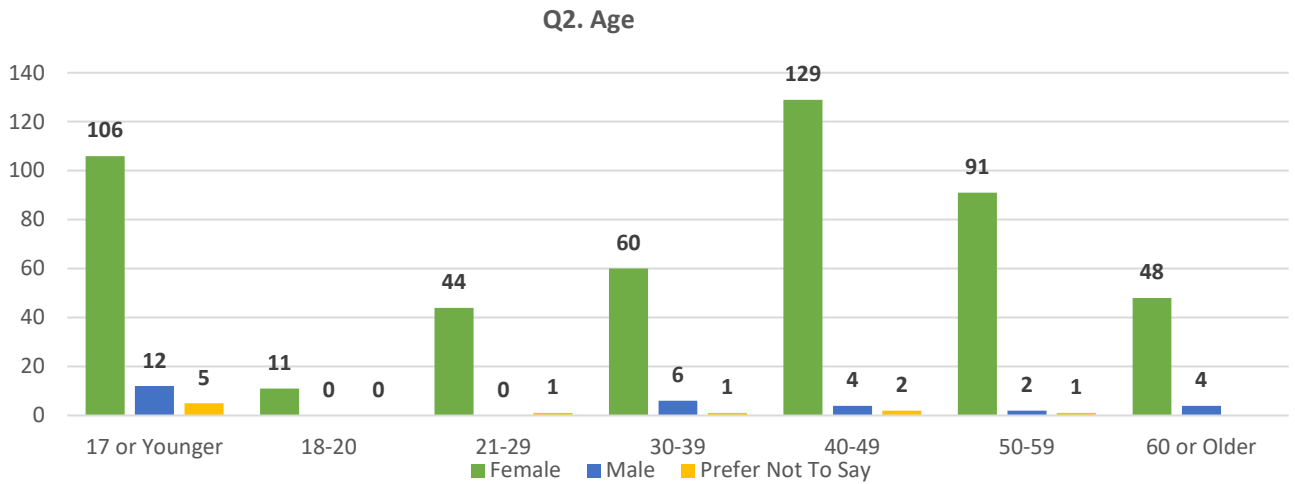
Q2. Age

Theme: -

The highest number of female respondents were of the 40-49 age group (129), followed by 17 or younger (123), this likely due to the supplementary survey being carried out.

Evidence: -

Figure 2. Age groupings by gender



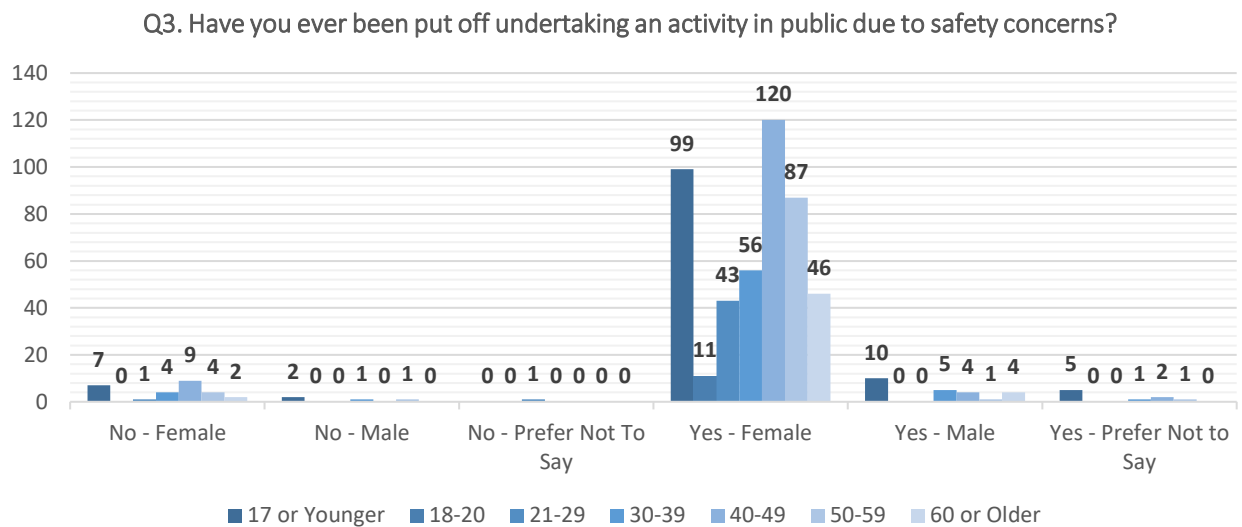
Q3. Have you ever been put off undertaking an activity in public due to safety concerns?

Theme: -

As assumed the majority of responses answered yes (495), most of those were female of the 40-49 age group (120). Interestingly, those that answered no to the question (32), were also female of the 40-49 age group (9).

Evidence:-

Figure 3. Participants answered YES and NO, by gender and age grouping



Appendix 1

Q4. What activities have you been put off undertaking due to your personal safety concerns?

Theme:-

Figure 4. Word cloud - most repeated words used to describe activities, all Participants



The most commonly used phrased when asked was walking, predominantly when alone. As expected most answers were females who previously had answered Yes (462) to question 3 (Have you ever been put off undertaking an activity in public due to safety concerns?) and were from the age group 40-49 (120). Some examples of the answers given from this age group included:

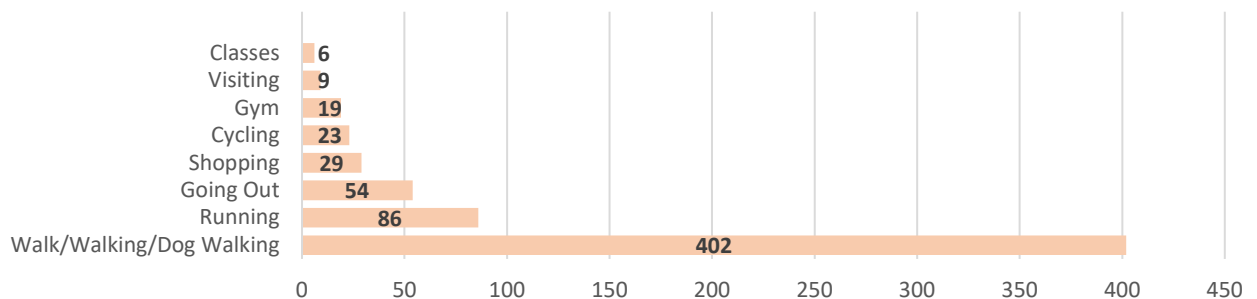
- Certain areas in the evening
- Walking alone or with dog
- Exercising in the evening such as walking, cycling, jogging or running
- Parking in unattended car parks, no CCTV, overgrowth
- Avoiding remote or poorly lit places

Regardless of age, gender or and how participants answered Question 3, there is a clear indication of a genuine concern for fear of crime within Inverclyde. Particularly, when going outside of their homes alone, which impacts their way of life as they are unable to exercise and socialise. The examples of some of the answers given are identified below, illustrate the same types of activities are being avoided due to a fear of crime.

Evidence: -

Figure 5. Most repeated words used to describe activities, all Participants

Q4. What activities have you been put off undertaking due to your personal safety concerns?



Appendix 1

Figure 6. Most repeated words used to describe activities, those who answered NO to Q3

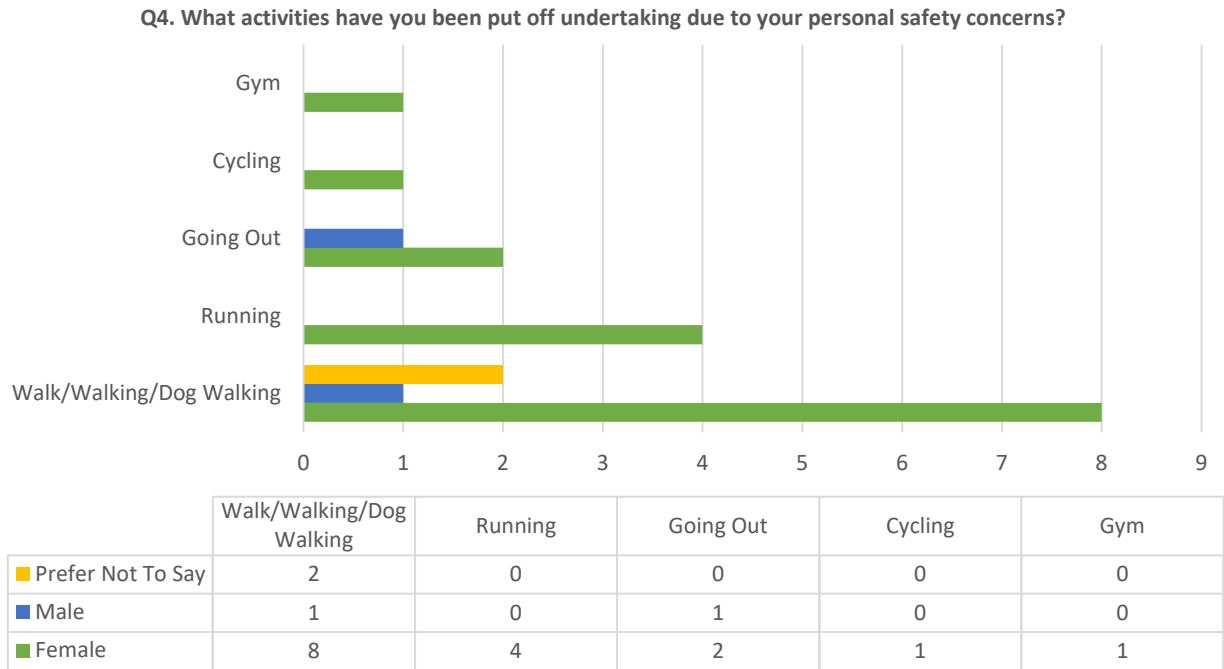
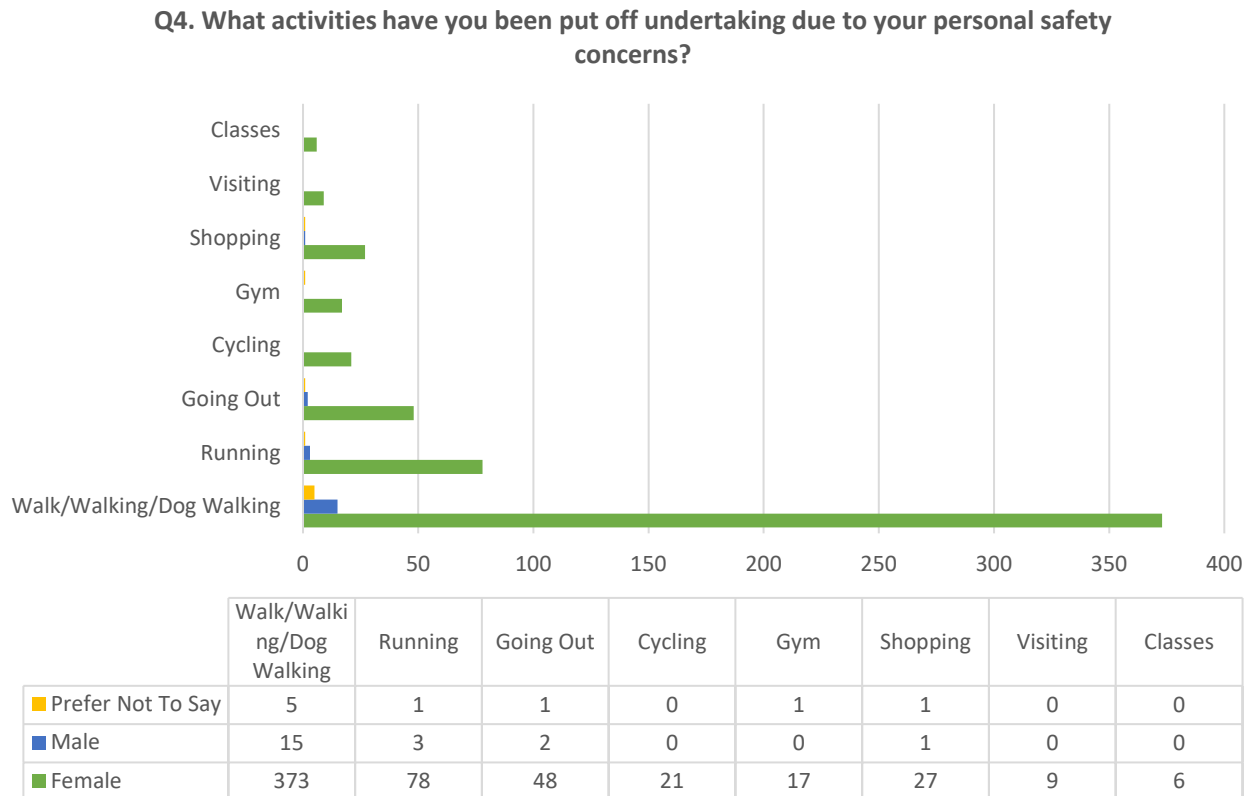


Figure 7. Most repeated words used to describe activities, who answered YES to Q3



Appendix 1

Table 1. Examples of answers given from male/female participants who answered YES to Q3, Female 462 (93%); Male 24 (5%); Prefer not to say 9 (2%)

Gender/sex	Answers
Female	<ul style="list-style-type: none"> Walking alone in the evenings Socialising Public Transport Evening Public Events Concerts Taking Shortcuts Through Quiet Parks or Residential Areas Clubs such as girls guides Exercising such as walking, jogging, running, cycling, skipping or roller-skating Attending Waterfront or other sporting facilities Avoiding remote or poorly lit places Drug addicts Shopping Nights out Leaving the house Walking the dog Parking in unattended car parks, no CCTV, overgrown greenery Places with groups of youths Attending evening classes at the gym Avoiding areas such as Port Glasgow or Greenock Public Gatherings such as Community Events
Male	<ul style="list-style-type: none"> Exercise such as walking or running in the dark Swimming or lifeguards Large Groups Socialising Going to events Poor Lighting Public Transport
Prefer not to say	<ul style="list-style-type: none"> Activities such as gymnastics, abseiling Socialising Walking at night Public Toilets Exercising such as walking, cycling and running Cycle paths

Q5. What personal safety concerns do you have about undertaking activity in public places?

Theme:-

Only 524 respondents answered this question out of the overall 527 viable responses.

The examples below illustrate the various personal safety concerns, have been broken down by age, gender and how they answered Question 3, such as:

- Physically attacked (such as being “jumped”, “mugged”),
- Sexual assault
- Followed
- Harassed
- Abduction

The results show regardless of the groupings, the personal safety concerns are relevant to all, and in particular the females that answered are concerned of unwanted sexual advances, such as being

Appendix 1

followed, cat called and being kidnapped or attacked. In particular mentioning being afraid of men, young males and groups of males, especially when alone. However, the respondents are potentially motivated by the fear of crime as there is no indication at this point if it is due to experience.

Of the 432 responses who answered Yes to Question 3, stated they were Female (403) and the majority of those answers came from the 40-49 group (100).

On the other hand, the males that answered the questions were more concerned of being intimidated or physically attacked such as knife crime and being “jumped” or “mugged”, by groups for example, rather than stating a sexually motivated attack but did not mention things such as being cat called or stalked. The older male groups were of the same concerns as the women when stating they were worried about falls, trips and slips due to poor visibility from lack of lighting, overgrowth and pavements that have potholes and have been crumbling. However, there has been no clear indication where these areas are in need of maintenance.

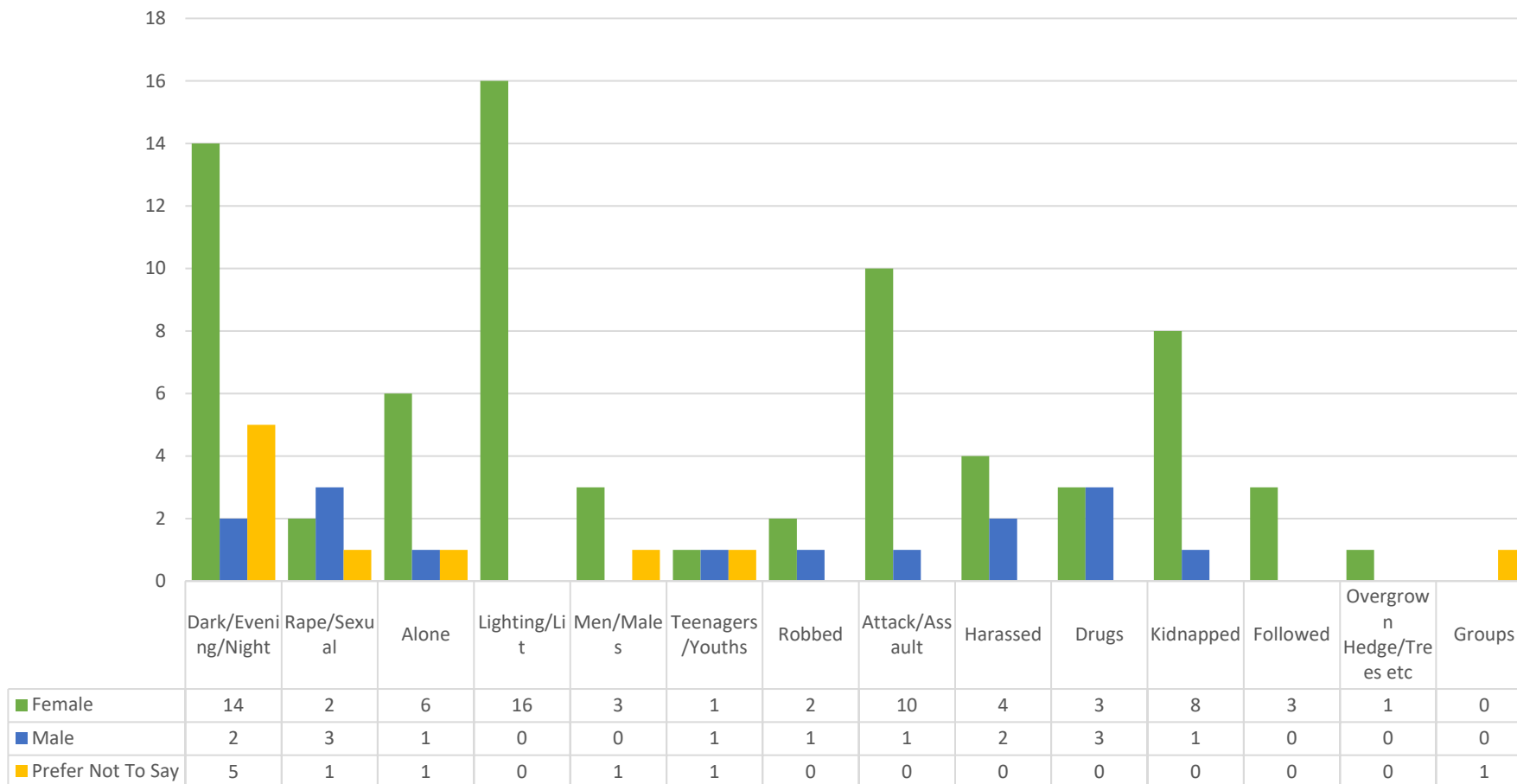
The same trends and perception of it being unsafe to go anywhere after dark is common amongst all genders and age groups.

Appendix 1

Evidence: -

Figure 8. Most commonly repeated words used to describe reasons, who answered NO to Q3

Q5. What personal safety concerns do you have about undertaking activity in public places?



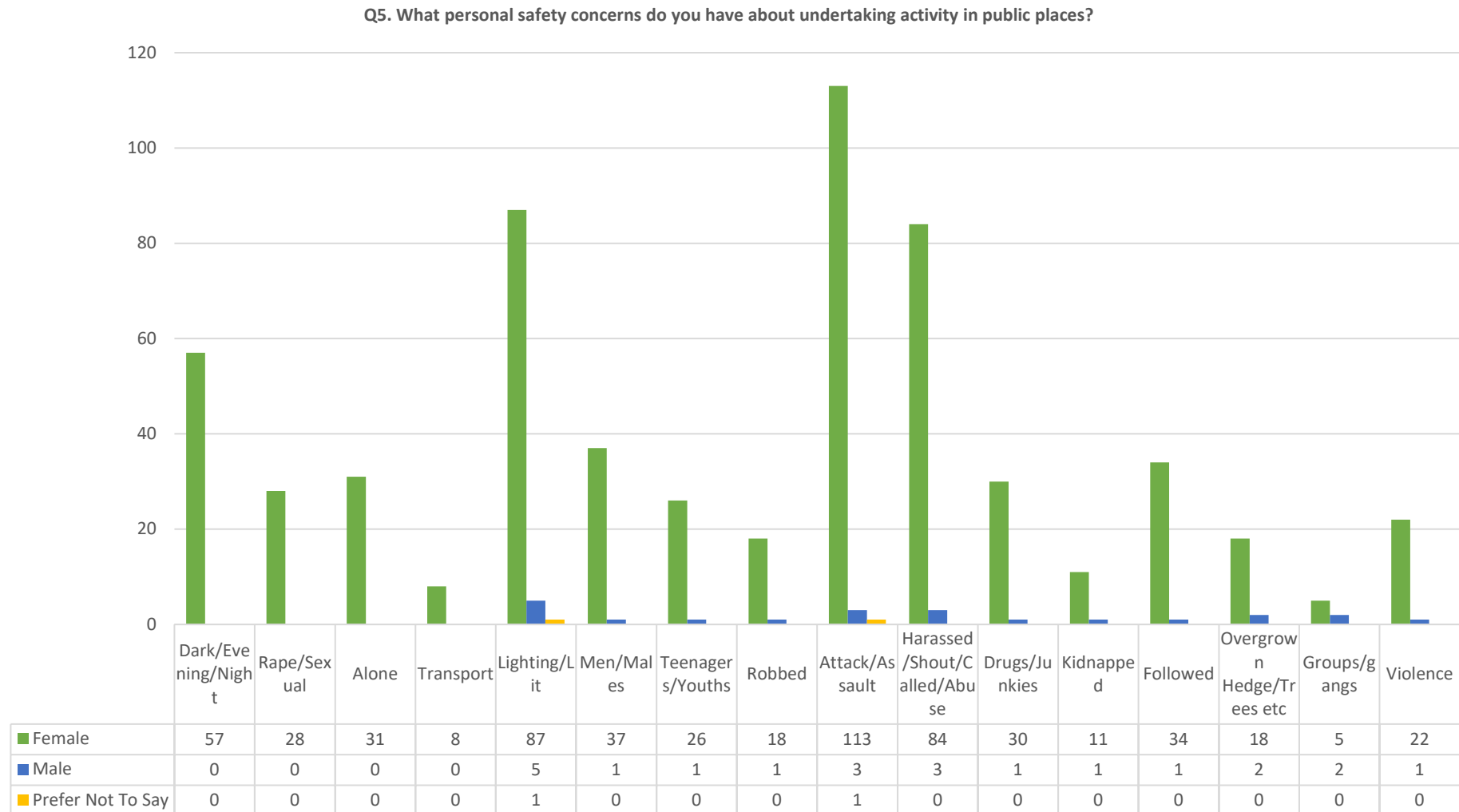
Appendix 1

Table 2. Examples of answers given from participants who answered NO to Q3, Female – 71 (78%); 19 (21%); 1 (1%)

Gender/sex	Answers
Female	<ul style="list-style-type: none"> • Kidnapped • Groomed • Victim of Crime • Social Anxiety • Cycling – drivers overtaking, bike theft • Sexually assaulted • Hurt – falling • ASB in parks, near shops • Harassment • Spiking • Running certain places, especially after dark • Attacked • Media coverage dangers of being female • Personal information being shared accidentally • COVID 19 • Large, aggressive dogs not under control lunging • Abduction • Followed • Run Over • Hygiene • Walking in poor lit places, street lights are not sufficient • Youth Groups under the influence/intoxicated • Getting watched getting into car • Assault
Male	<ul style="list-style-type: none"> • Junkies • Traffic • Knife crime • Kidnapped • ASB • Jumped/mugged • Perception walking after dark is not safe
Prefer not to say	<ul style="list-style-type: none"> • Large Groups

Appendix 1

Figure 9. Most commonly repeated words used to describe reasons, who answered YES to Q3



Appendix 1

Table 3. Examples of answers given from participants who answered YES to Q3, Female – 403 (93%); Males 20 (5%); Prefer not to say 9 (2%)

Gender/sex	Answers
Female	<ul style="list-style-type: none"> • Followed • Murder • Men Assaulting/Attacking • Verbal Abuse • Drugs • Poor Visibility – lights/overgrowth • Kidnapped • Theft • Cornered • Large Groups • Dog Theft • ASB • Wolf Whistled/Cat Called • Being Alone • Sexual Assault • Flashed • Motorcycles on Public Pathways • Violent • Injured • Unwanted attention from Males • Rape • Intimidated • Slips, trips and falls
Male	<ul style="list-style-type: none"> • Knife Crime • Gangs • Mental Health • Overgrowth • Theft/mugging • Verbal Abuse • Poor Lighting • Potholes • Harassment • Assault • Facilities • Falls, trips, slips • Attacked • Under the Influence • Alone • Yobs Loitering
Prefer not to say	<ul style="list-style-type: none"> • Assault • Dying • Cars • Men • Slipping • Jumped • Unsafe • Poor lighting

Q6. Have you ever experienced any issues, specifically related to your gender, whilst undertaking activity in public place?

Theme: -

The total of respondents, who answered either yes or no for Question six was 1149.

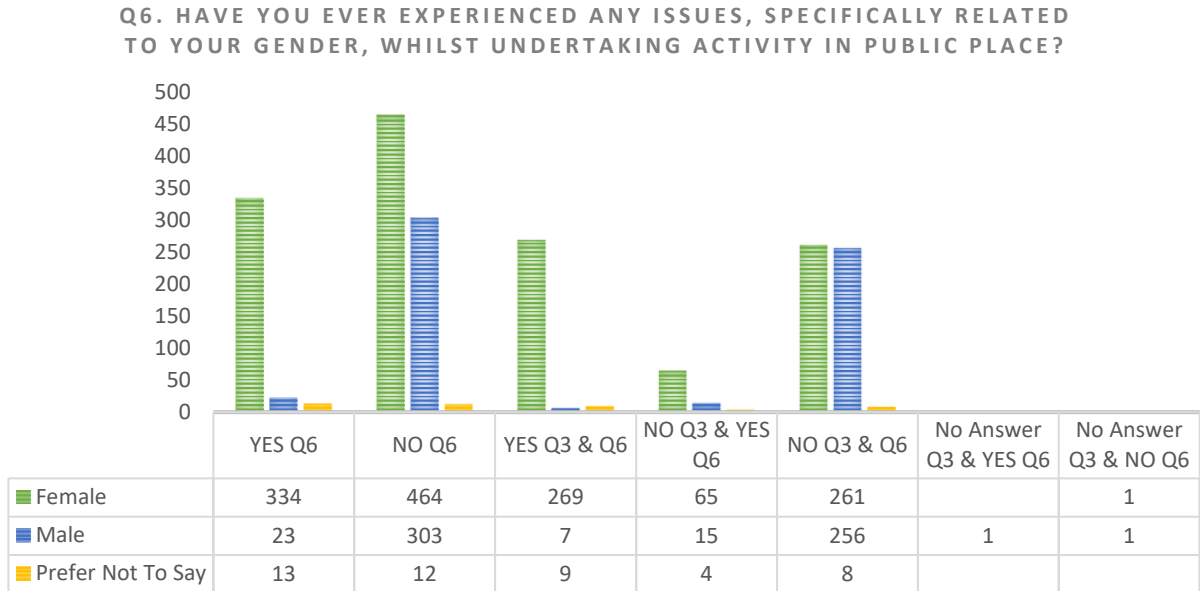
As it is illustrated below the number of responses from all specified genders who had not experienced any issues related to their gender (64%) is greater than those who did (36%). Those numbers coincide with the high volume of responses relating to the fear of crime, regardless of age or gender.

Nevertheless, it is important to highlight that females that answered both YES and NO to Question 6 gave the highest responses overall. There was a higher percentage of females who said they have experienced issues relating to gender (48%) than males (7.6%).

Appendix 1

Evidence: -

Figure 10. Participants answered YES/NO to Q3 & Q6, by gender



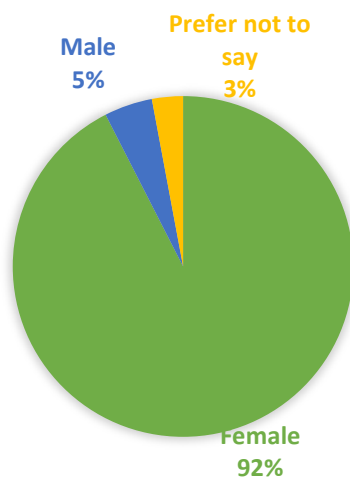
Q7. If you have experienced issues specifically related to your gender, we would be grateful if you could provide a summary to help us better understand your experience.

Theme:-

There is a total of 306 responses for this question, made up of 283 females, 14 males and 9 who preferred not to say. The most common experiences stated from females were related to physical and verbal harassment and unwanted attention from males.

Evidence:-

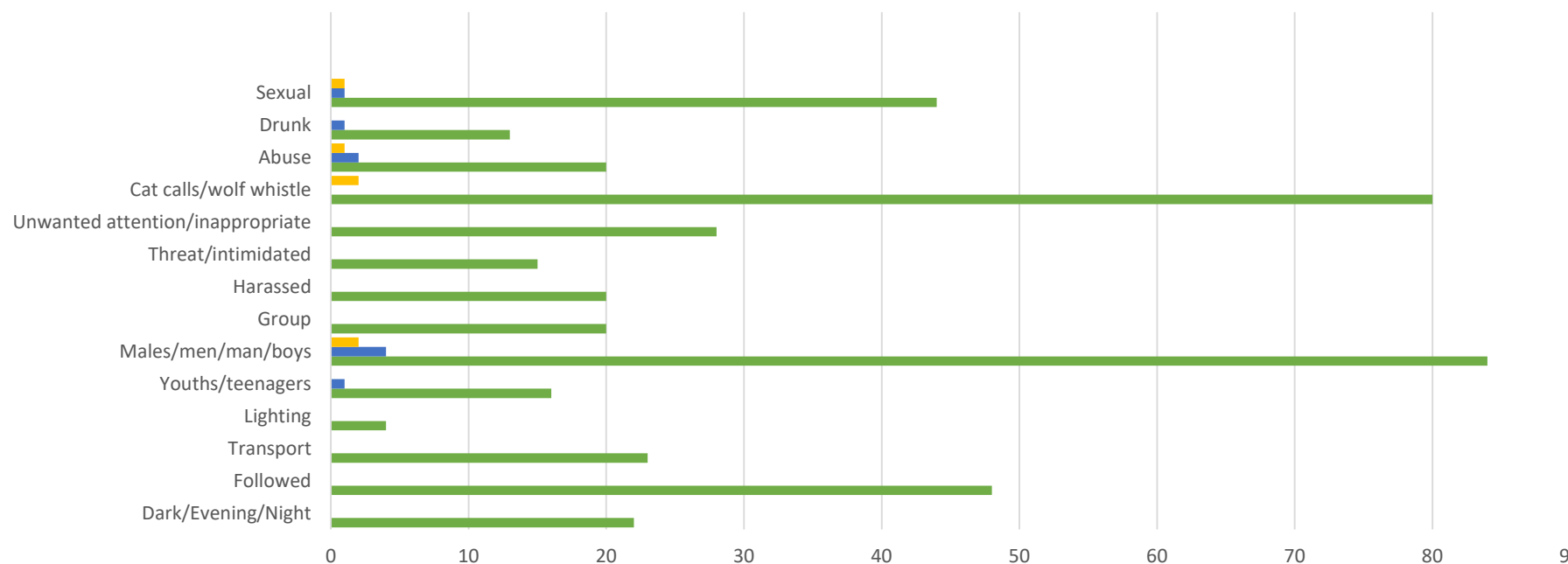
Figure 11. Responses, by gender



Appendix 1

Figure 12. Repeated experience words, by gender

Q7. If you have experienced issues specifically related to your gender, we would be grateful if you could provide a summary to help us better understand your experience.



	Dark/Evening/Night	Followed	Transport	Lighting	Youths/teenagers	Males/men/man/boys	Group	Harassed	Threat/intimidated	Unwanted attention/inappropriate	Cat calls/wolf whistle	Abuse	Drunk	Sexual		
Prefer Not To Say	0	0	0	0	0	2	0	0	0	0	2	1	0	1		
Male	0	0	0	0	1	4	0	0	0	0	0	2	1	1		
Female	22	48	23	4	16	84	20	20	15	28	80	20	13	44		

Appendix 1

Table 4. Examples of answers given from participants, Female - 283 (92%); Males 14 (5%), Prefer not to say 9 (3%)

Gender/sex	Answers
Female	<ul style="list-style-type: none"> • Cat calls/wolf whistling • Followed • Told wasn't able to play football as it was a "boy" sport • "Dirty Phone Calls" • Unwanted male attention when alone • Physically attacked - punched • Groped in workplace • Verbal threats • Told girls had gone missing • Males exposing themselves in public
Male	<ul style="list-style-type: none"> • Mugged at knife point • Jeered and pushed off bike • Homophobic slurs
Prefer not to say	<ul style="list-style-type: none"> • Homophobic remarks • Cat calling

Q8. Thinking of the different activities which you undertake in a public place, what are they and how do you undertake them?

Theme:-

This question sought to better understand how individual activities were undertaken, particularly whether they were undertaken individually, within an informal group or as part of a structured club. Unfortunately the online survey format did not allow for the matching of the activity category to the individual/group/club category.

We have been able to match responses to Q.8 to those from Q.3 and understand what type of activity people have been put off undertaking. This revised information is presented below in a table which shows the eight main categories noted in Q.8 response and the age group of those who say they have been put off undertaking activity in public due to safety concerns.

Evidence:-

Table 5. Activities undertaken, by age group

Age Group	Other	Public Parks	Shopping /Shops	Socialising /Eating	Travel	Exercise / Leisure	Entertainment	Walking	Grand Total
17 or younger	25	2	76	83	19	332	14	49	600
18-20	1		3	4		8			16
21-29	4	2	5	11	4	52			78
30-39	11	4	14	5	7	67			108
40-49	16	12	15	14	9	204			270
50-59	25	2	10	13	8	125			183
60 or older	12		10	3	4	62			91
Grand Total	94	22	133	133	51	850	14	49	1346

Appendix 1

Q9. Inverclyde has a number of activity based clubs and organisations focussed on physical activities. Are you a member of a club or organisation or have you considered joining a club or organisation?

Theme: -

Sixty-one different clubs and organisations were identified across the 505 responses received. However, respondents have identified that they are often members or are considering membership of more than one club, with 433 positive responses. The table below illustrates the club/organisation and the age groupings of those who have indicated that they are members or are considering membership

Evidence:-

Table 6. Club/activities, by age group

Club / Activity	17 or younger	18-20	21-29	30-39	40-49	50-59	60 or older	Grand Total
Local Gym	17		4	3	8	5	2	39
Inverclyde Leisure	6		3	2	13	4	3	31
Dancing	21	1			1			23
Netball	12	1		1	1			15
JD Gym	5		3	1	4	1		14
Greenock Glenpark Harriers	6		1	1	5			13
Inverclyde Masters Swimming Club	8			1	2			11
Martial Arts	9				1			10
Drama	10							10
Park Run	2		1	2	3	1		9
IL Ice Skating	8							8
Guides	6					1		7
Tennis club	3			1	2			6
Greenock sea cadets	5							5
Explorers	5							5
scouts	5							5
Royal Gourock Yacht Club					2	2	1	5
Football	4							4
Inverclyde Bothy					1	1	2	4
Zumba			1		2	1		4
Inverclyde Athletics Club	3		1					4
Yoga					2		2	4
Golf club	2						1	3
Morton	3							3
Inverclyde Archers	1					1		2
Wellington Allotment gardens							2	2
Running	2							2
Greenock Wanderers Rugby	2							2
Boxing	2							2
Tai Chi						1	1	2
Singing	2							2
Bowling Club					1		1	2
Royal West of Scotland Amateur Boat Club					1		1	2
Inverclyde ASC	1							1
Houston fc	1							1
Dofe	1							1
Choir	1							1
Greenock Cricket Club	1							1
Aerial hoop	1							1
Sailing	1							1
Port juniors	1							1
Badminton	1							1
Gymnastics	1							1
Grand Total	159	2	14	12	49	18	16	270

Appendix 1

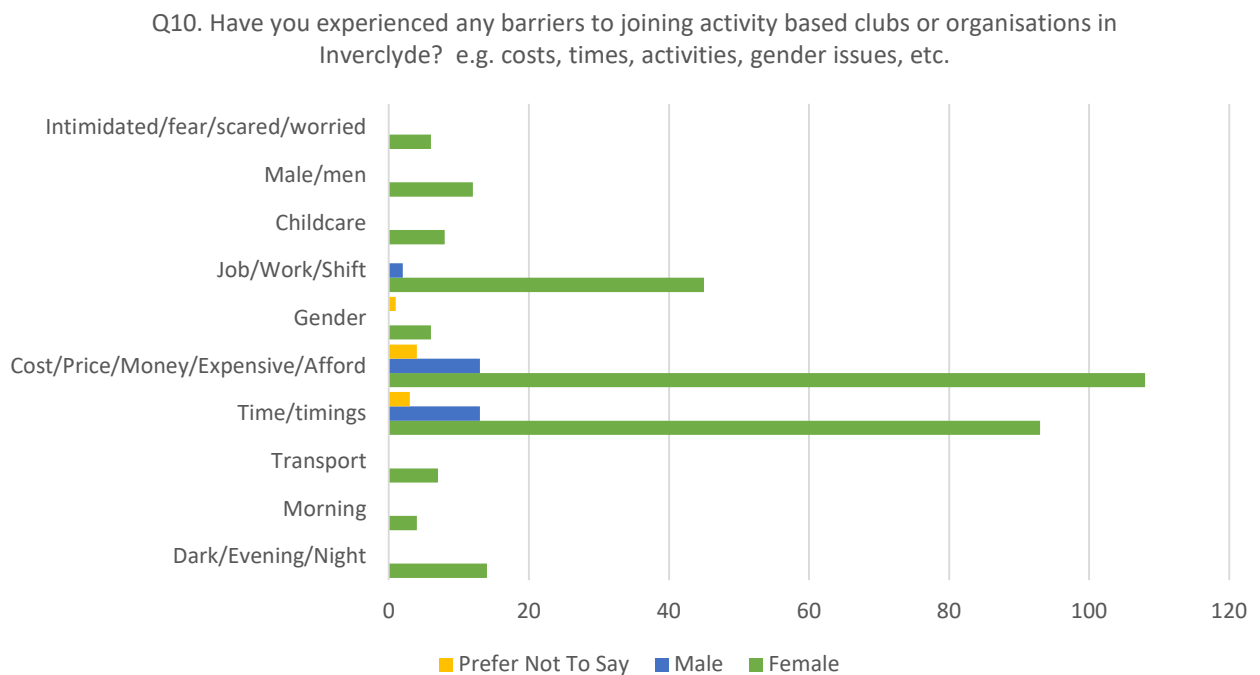
Q10. Have you experienced any barriers to joining activity based clubs or organisations in Inverclyde? e.g. costs, times, activities, gender issues, etc.

Theme:-

There was a total of 274 responses to this question, 232 females, 30 males and 12 prefer not to say. Of the barriers established, the most common reasons were due to timings of classes and affordability and coincided with lack of childcare or clashed with work schedule.

Evidence:-

Figure 13. Repeated barriers, by gender



Q11. What time of day do you normally undertake your activities? (Please tick no more than 3 options)

Theme:-

The tables below are made up of the options selected by 901 responses, and indicate the majority of activities are undertaken in the early evening, between the hours of 5pm and 7pm, and understandably the least happen at night between 10pm and 6am.

Of note, it is not speculated if these activities are undertaken indoor, classes or outdoor.

Appendix 1

Evidence: -

Table 7. Times indicated

	Early morning 6am-8am	Morning 8.00- 12.00pm	Lunchtime 12pm-2pm	Afternoon 2pm-5pm	Early evening 5pm-7pm	Evening 7pm-10pm	Night 10pm-6am
Yes	117	216	197	311	499	425	45
No	1192	1093	1112	998	810	884	1264
Total	901	901	901	901	901	901	901
% Active	13%	24%	22%	35%	55%	47%	5%

Table 8. Times indicated, by age group

	Early Morning 6am-8am	Morning 8am-12pm	Lunchtime 12pm-2pm	Afternoon 2pm-5pm	Early Evening 5pm-7pm	Evening 7pm-10pm	Night 10pm-6am
17 or Younger	39	99	121	202	316	262	29
18-20	0	1	0	2	2	5	1
21-29	4	7	10	14	22	13	0
30-39	10	15	14	12	27	25	7
40-49	29	32	27	26	61	57	3
50-59	25	33	12	24	50	43	3
60 or Older	10	29	13	31	21	20	2

Q12. Do you undertake activity all year round or seasonally? (Please tick all that apply)

Theme:-

The tables below are based on the 1308 responses, including all genders and age groupings. As anticipated, the majority of activities undertaken by all age groups is predominantly in the summer.

Of note, it is not speculated if these activities are undertaken indoor, classes or outdoor.

Evidence:-

Table 9. Seasonal activities

	Spring	Summer	Autumn	Winter
Yes	782	845	737	673
No	527	464	572	636
Total	1309	1309	1309	1309
% Active	60%	65%	56%	51%

Appendix 1

Table 10. Seasonal activities, by age group

	Spring	Summer	Autumn	Winter
17 or Younger	458	513	436	415
18-20	5	5	5	5
21-29	29	30	26	21
30-39	46	48	43	37
40-49	106	111	99	78
50-59	82	83	77	72
60 or Older	56	55	51	45

Q13. Are there any public places in Inverclyde where you feel unsafe when undertaking activity? (Please list location and note times if relevant)

Theme:-

A number of different public locations were identified from the 758 responses received.

Further analysis of the 758 responses is required to allow identification of specific locations and to understand both the responsibility for that location and the potential response to address the issue identified. The locations identified are across Inverclyde and the issues relate to people, perceptions and physical issues all relative to a gender based view of undertaking physical activity in a public place.

Evidence:-

Table 11. Public Places where participants have felt unsafe, according to season and time of day

Count of UserID	Column Labels										
Row Labels	All the Time	Anytime	Dark	Daytime	Did Not Answer or invalid	Morning	Spring/Summer	Summer	Weekends	Winter	Grand Total
-											1
Bus Stations / Stops	1		5			3					9
Car Parks			1			3					4
Cycle Lane	2										2
Cycle Track	1	1	7	1		15			1		26
Gourock	5	4	24			14		3	1	3	54
Greenock	39	37	67	5		84		1	1	2	236
Gym			1			4					5
Inverclyde	1		2			4					7
Inverkip	2	4		1		8		1	1	1	19
None						3					3
Not Specific	13	10	25			27					75
Other			1								1
Parks	7	8	60	1		28	1			1	108
Port Glasgow	6	5	15			16		1		1	44
Roads	1	1	2			2					6
School						3					3
St Columba High School Pitches								1			1
Taxi Ranks			1								1
Town	1		1			2					4
Town centre	3	3	18	1		23			1		49
Train / Travel		4	2			5		2		3	16
Train Stations		3	10	1		3				1	18
Travel						1					1
Wemyss Bay			1			1					2
(blank)		1									1
Grand Total	82	84	240	10	250	1	3	8	10	8	696

Appendix 1

Q14. Many physical improvements have been made to public places in Inverclyde and we would welcome your views on these improvements. Please rate the undernoted improvements where 1 is very effective and 5 not effective.

Theme:-

There were over 800 responses for each choice, giving a rating between 1 and 5.

Street lighting improvements had the most responses (870) and was given largely a mid-range rating. In fact all choices were largely rated mid-range. Fixed CCTV cameras were the most voted mid-range. This mirrors the responses and comments made by participants of great importance. However, the presence of street pastors was predominantly voted least effective.

Evidence:-

Table 12. Rating Improvements

	1	2	3	4	5	Response Total
Street Lighting Improvements	156 17.93%	157 18.05%	266 30.57%	159 18.28%	132 15.17%	870
Fixed CCTV Cameras	141 16.59%	172 20.24%	273 32.12%	118 13.88%	146 17.18%	850
Mobile CCTV Cameras	132 15.88%	159 19.13%	258 31.05%	135 16.25%	147 17.69%	831
Community Warden presence	144 16.90%	140 16.43%	217 25.47%	166 19.48%	185 21.71%	852
Other Council staff presence	130 15.74%	123 14.89%	215 26.03%	148 17.92%	210 25.42%	826
Pavement improvements	140 16.53%	157 18.54%	220 25.97%	144 17.00%	186 21.96%	847
Improving paths in communities	137 16.39%	165 19.74%	237 28.35%	136 16.27%	161 19.26%	836
Clearing overgrown paths	179 20.96%	141 16.51%	205 24.00%	141 16.51%	188 22.01%	854
Creation of dedicated Cycle Paths	157 18.65%	147 17.46%	211 25.06%	119 14.13%	208 24.70%	842
National Cycle Network investment	139 17.20%	140 17.33%	226 27.97%	120 14.85%	183 22.65%	808
Increased Police presence	171 20.26%	146 17.30%	216 25.59%	142 16.82%	169 20.02%	844
Presence of Street Pastors	155 19.00%	102 12.50%	202 24.75%	118 14.46%	239 29.29%	816

Appendix 1

Q15. We are keen to understand the level of awareness of campaigns and legislation which target gender based safety, please note below any which you are aware of. E.g. Domestic Abuse (Scotland) Act 2018, 16 Days of Activism to Eliminate Violence against Women, Police Scotland campaigns, Radio & TV campaigns, Information displayed in public buildings such as GP surgeries and health centres. (Please list all that you are aware of)

Theme:-

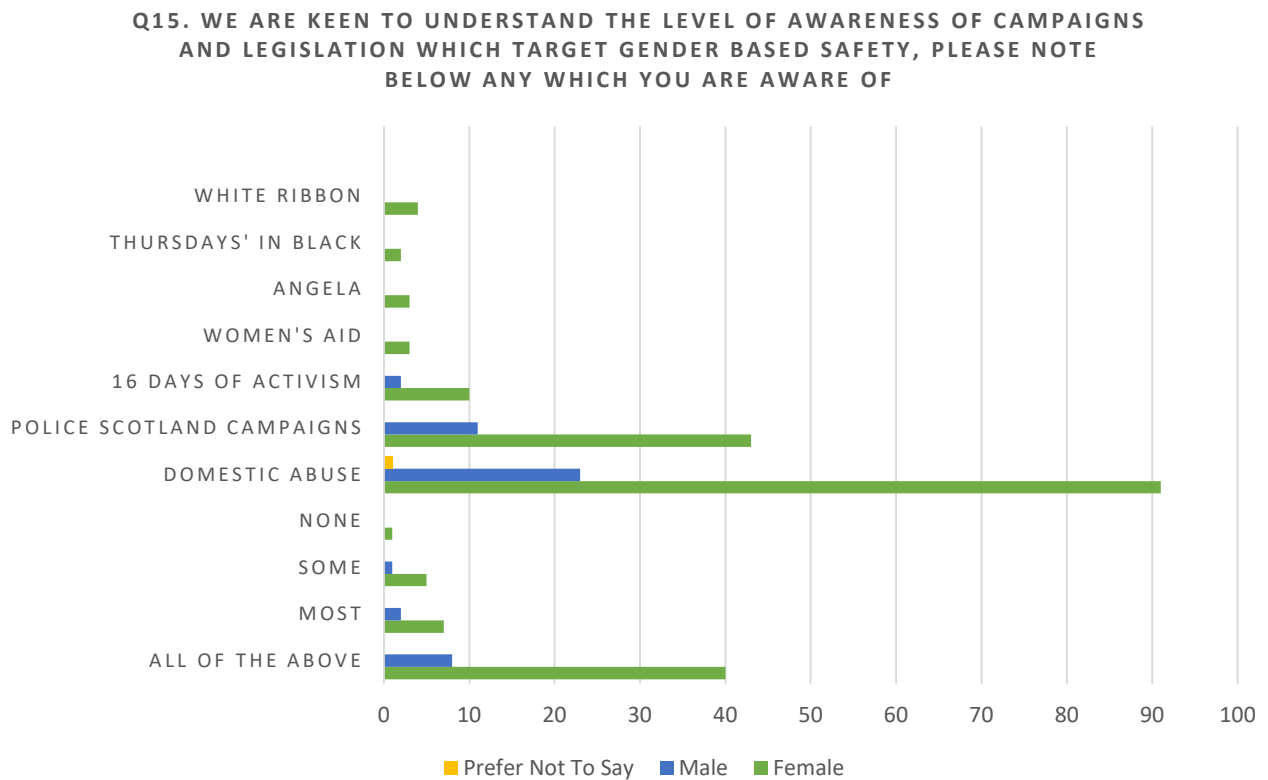
Participants were given free text to answer this question, the charts below illustrate the repeated campaigns and legislation, and where they have seen these advertised. In total there were forty-two references to gender based safety campaigns and legislation noted across the 380 responses, with a total of 246 comments made.

Overall there appears to be a general awareness of campaigns with 169 responses making generic references to police or domestic abuse campaigns.

Fifty-two responses highlighted an awareness of campaigns via radio, TV or other public promotion whilst forty six specifically noted GP/Health Centre promotion. Twenty-three responses made specific reference to campaigns such as 16 Days and White Ribbon etc.

Evidence:-

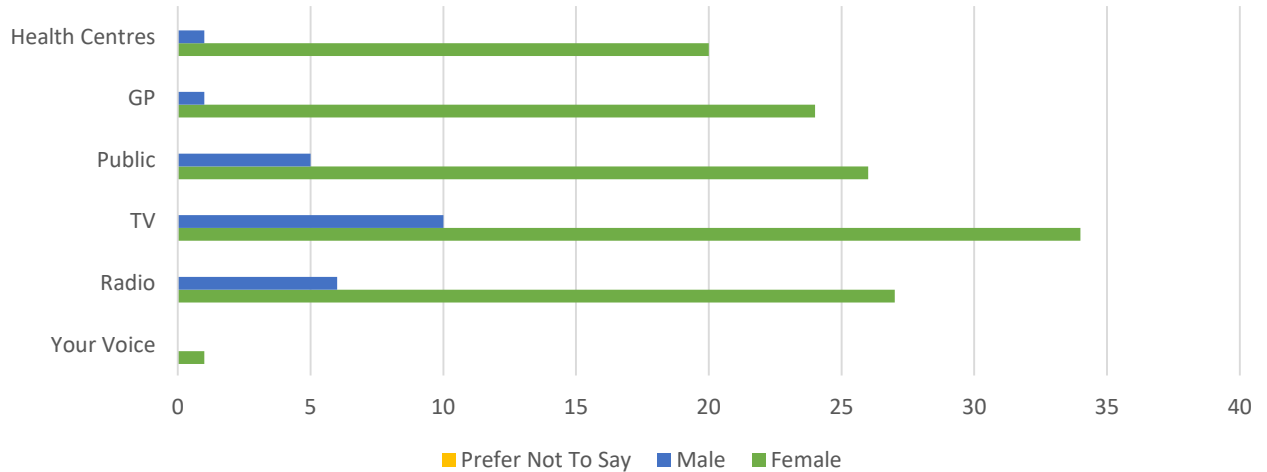
Figure 14. Named campaigns and legislations



Appendix 1

Figure 15. Named public places where campaigns and legislation are displayed and promoted

Q15. WE ARE KEEN TO UNDERSTAND THE LEVEL OF AWARENESS OF CAMPAIGNS AND LEGISLATION WHICH TARGET GENDER BASED SAFETY, PLEASE NOTE BELOW ANY WHICH YOU ARE AWARE OF. E.G. DOMESTIC ABUSE (SCOTLAND) ACT 2018, 16 DAYS OF ACTIVISM TO ELIMINATE VIOLENCE AGAINST W



Q16. Are there further improvements you would like to see in Inverclyde to improve public safety when undertaking activity in Inverclyde?

Theme:-

Participants were given free text to answer this question. There was a total of 313 viable responses which comprised of suggestions such as maintaining overgrowth, better lit areas and authoritative presence. Thereafter, it has been further divided into three categories below: internal; external; and collaborative, in order to forward the collated responses to relevant departments.

Individual reports are to be submitted to relevant agencies for intelligence via the Community Safety Partnership; external agencies such as Sports Clubs and Organisations; and for the attention of internal departments within Inverclyde Council.

Of note, a positive comment was made and has been highlighted below in Table 16.1 and should be emphasized to all parties and the community.

Appendix 1

Evidence:-

Table 13. Examples of answers given mentioning improvements

“When new improvements are made and new initiatives are started (eg improved cctv, increased warden presence, improved paths etc) I would like these to be well publicised to raise local awareness”.	“Programs to keep youngsters off streets and busy with life so they don't end up being a nuisance on the streets for others”
“Stricter sentences for knife crime and violent or harassment offences.”	“Legislating for dog owners to keep dogs on leads and be more responsible around children and walkers.”
“More lighting and help buttons around these areas.”	“cleaning up the area and tackling poverty.”
“teenagers stopped setting fires and drinking up in Tower Hill ”	“positive communication to public”
“Better lighting a safety system such as text or tel no with a fast response if you feel anxious”	“Encourage more regular walking/ running groups throughout the week in the afternoon and the evening. There is safety in numbers and might encourage people to take more exercise as they feel safer.”
“More attention to public order - discouragement of groups of people hanging around blocking steps /pathwaysand potentially engaging in underage drinking /use of drugs /involvement in violence”	“Advertisement of any educational or exercise classes in my local area”
“Substance Abusers move out of Riverclyde Homes when they abuse neighbours and riverclyde homes properties and break tenancy agreement”	“More support and resources for mental health for all ages.”
“Activities for young teens, there's nothing for them to do and it's unfair they should always get a bad name, but a large group makes me very wary.”	“there are quite often drunk people coming off the train shouting and swearing while walking towards the railway bridge, the bushes being cut back or reduced would give more light and feel safer”
“Increase Homeless shelters”	“more social media campaigns such as 'do you know where your child is'”
“more engagement with young people and places for them to go. “	“more care for the elderly”

Appendix 1

“More signage to direct people to good walking areas, to allow you to know what are the safe routes to take.”

“Tackling drug dealers they are obvious and everyone knows where they are but with no police presence nothing gets done and I'm sure the council knows that most assaults are carried out by drug users. Target the dealing and the problem will sort itself.”

“street pastor, more police presence, I would like to know where and when.... certainly not seen at all in the past 20 months in the **west end**”

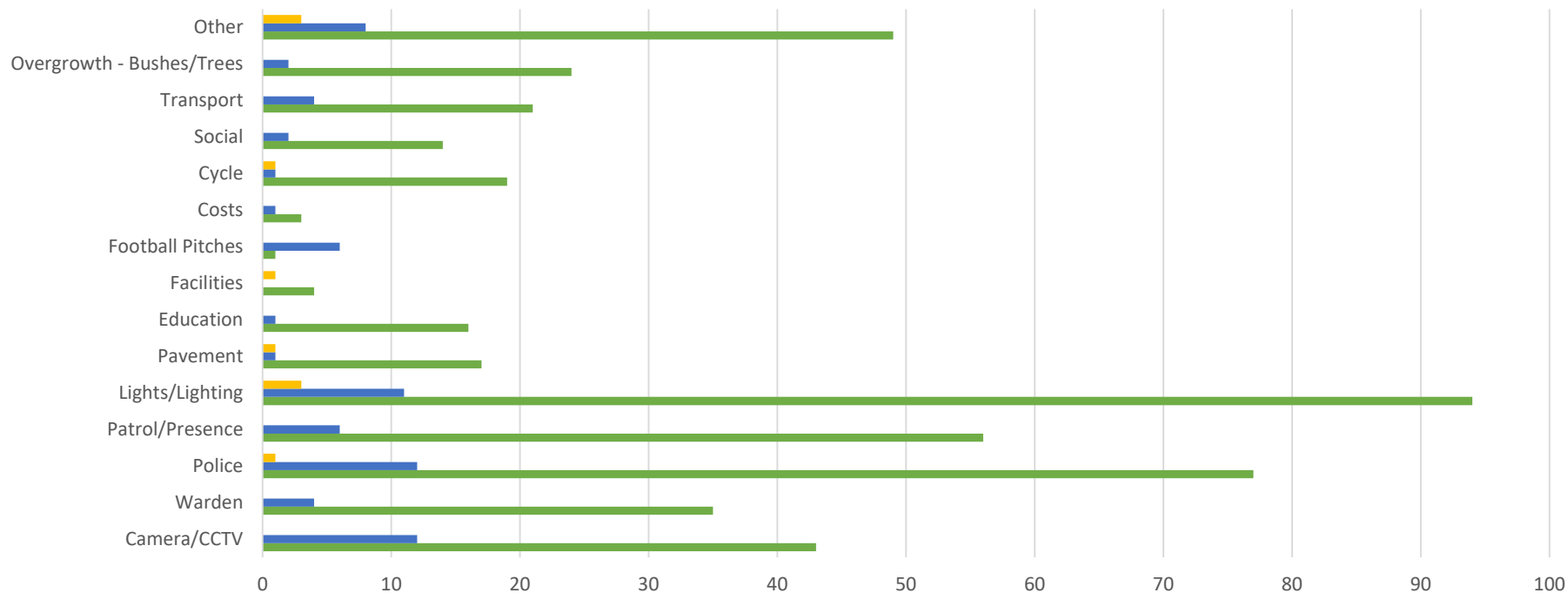
“Regulate the Internet I'm sure the council is aware that most people who are perpetrators of gender based violence (and religious extremism) have been influenced by social media.”

“Appreciate all that is being done, thanks. My friends and I thought a self-defence course would be good too! I feel safe but do take precautions, such as taking a torch, keys, watching for people behind me and such. I think being an only child means I'm used to going places myself so I feel happy doing so! Great to see more police about too, I like that as it keep both sides in contact, even if it's just a wee hello to someone. Gave used anti-social team in past, they were fab. I think our area does well. Thanks.”

Appendix 1

Figure 16. Named improvement suggestions, by gender

Q16. Are there further improvements you would like to see in Inverclyde to improve public safety when undertaking activity in Inverclyde?

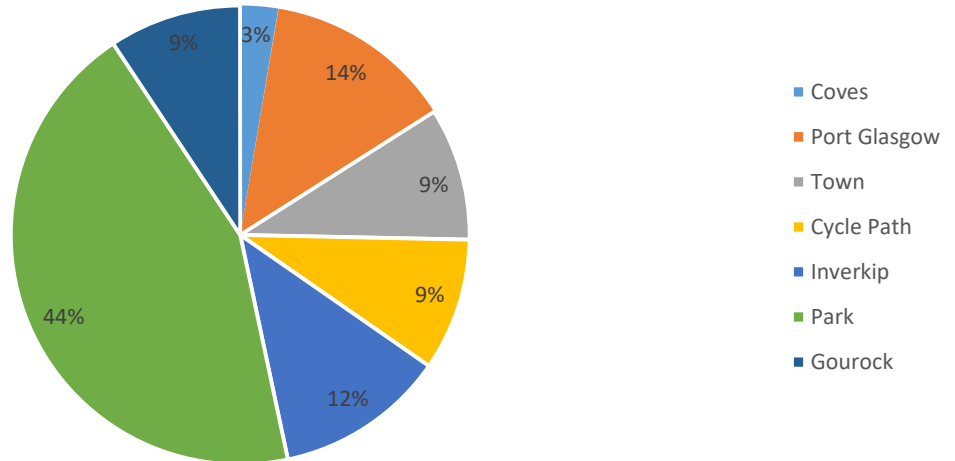


	Camera/CCTV	Warden	Police	Patrol/Presence	Lights/Lighting	Pavement	Education	Facilities	Football Pitches	Costs	Cycle	Social	Transport	Overgrowth - Bushes/Trees	Other
■ Prefer Not To Say	0	0	1	0	3	1	0	1	0	0	1	0	0	0	3
■ Male	12	4	12	6	11	1	1	0	6	1	1	2	4	2	8
■ Female	43	35	77	56	94	17	16	4	1	3	19	14	21	24	49

Appendix 1

Figure 17. Areas suggested by respondents that need improvement

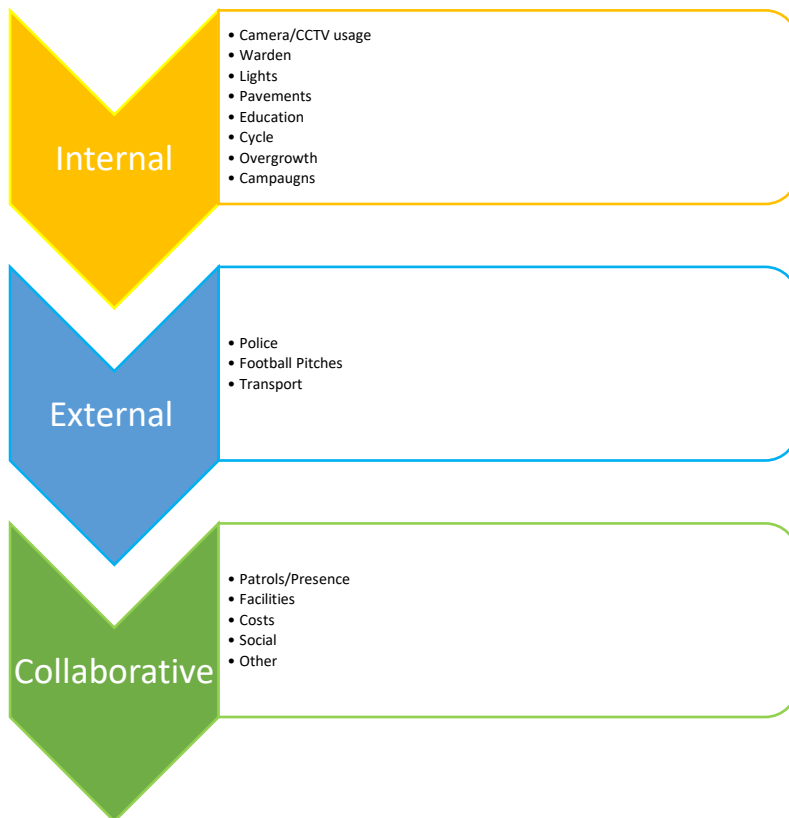
Q16. Are there further improvements you would like to see in Inverclyde to improve public safety when undertaking activity in Inverclyde?



What we will do: -

Develop an action plan to raise awareness, promote cultural change in attitudes, and feed the survey results back to services/organisations and also into higher level strategic plans.

Figure 18. Issues raised to be forwarded to relevant services / organisations



Public space, activity & women's safety survey

Action Plan 2022-23



INVERCLYDE COUNCIL PUBLIC SPACE, ACTIVITY & WOMEN'S SAFETY SURVEY - ACTION PLAN 2022-23

WOMEN EXPRESS MUCH HIGHER LEVELS OF FEAR FOR THEIR PERSONAL SECURITY IN PUBLIC PLACES, WHETHER ON OR WAITING FOR TRANSPORT, OR IN THE USE OF CAR PARKS, PARTICULARLY AT NIGHT. THIS FEAR CAN, IN TURN, PLACE A CONSTRAINT ON THE MOBILITY OF WOMEN AND THEIR PARTICIPATION IN PUBLIC LIFE AS THEY FACTOR PERSONAL SAFETY INTO ROUTINE DECISIONS AND ACTIVITIES. ADDRESSING THESE ISSUES ALONE WILL NOT ELIMINATE VIOLENCE, BUT IT WILL SUPPORT BROADER PREVENTION EFFORTS. ^[1]

In April 2021 Inverclyde Council tasked Officers with carrying out a consultation to determine if women and girls perceive any safety impediment in undertaking activities in public spaces and, if so, how any identified issues may be addressed. The Corporate Director of Education, Communities and Organisational Development convened a short-life working group to identify the most appropriate method for consultation. The working group developed a questionnaire to allow Women's perceptions, views and experiences to be understood.

The majority of Inverclyde residents regularly participate in social and leisure activity with no incident, and it is encouraging that the number of responses from all specified genders who had not experienced any issues related to their gender is greater than those who did. However, of the 527 viable responses to the majority of questions, 94% stated that they had on at least one occasion been put off undertaking activities due to public safety concerns.

This action plan sets out the actions against desirable outcomes that Inverclyde Council will take forward, working with partners, to tackle the issues highlighted within the survey.

OBJECTIVES

The purpose of this action plan is to:

- Deliver outcomes on issues raised within the 'Public space, activity & Women's Safety Survey' regarding anxieties over public safety and barriers to participating in activities

OUTCOMES

The action plan seeks to support the work of Inverclyde Alliance by achieving the following outcomes:

1. Increased awareness among Inverclyde residents, community groups and organisations of national and local campaigns which focus on Violence Against Women and Girls
2. Embed a culture of women's safety within Inverclyde local activity-based clubs to encourage more inclusive membership and participation
3. Reduce the fear and anxiety associated with women's safety within our local communities
4. Increased awareness among Inverclyde residents, community groups and organisations of applications which support women's safety and communication channels that allow reporting of concerns to relevant Community Safety partners

SOURCES AND EVIDENCE BASE

Analysis of the survey results broadly indicated that:

- The fear of crime and intimidation within the local authority can impact on women feeling safe when undertaking social and leisure activities in public, particularly on dark evenings in poorly lit, overgrown, or isolated areas, and around groups of males/youths.
- The most common concerns from females were related to physical assault, verbal harassment and unwanted attention from males. The results provided some anecdotal evidence of women experiencing these issues, although the survey mainly focused on the fear and anxiety over their occurrence
- Costs and other time commitments ranked highest in terms of barriers to women joining activity based clubs, however safety concerns and lack of inclusivity also factored in as a deterrent.
- There is a general awareness of campaigns and legislation which target gender-based safety, however this seems to be mainly around the dominant national message on domestic abuse.

ACTION PLAN 2022-23

Outcome	Action	Milestones	Timescale	Lead partner(s)
Increased awareness among Inverclyde residents, community groups and organisations of national and local campaigns which focus on Violence Against Women and Girls	Development of a communication plan that includes awareness raising campaigns; targeted campaigns for specific areas including our approach to social media engagement and age appropriate targeting	List of relevant events and campaigns compiled	Sep 2022	Community safety / VAW MAP
		Meet with corporate communications	Sep 2022	Community Safety / corporate comms
		Draft communications plan	Oct 2022	Corporate comms / community safety
		Final communications plan	Oct 2022	Corporate comms / community safety
Embed a culture of women's safety within Inverclyde local sports clubs to encourage more inclusive membership and participation	Introduce a women's safety charter to be rolled out as an action under Inverclyde Sports Strategy	Draft charter is presented to Women's Forum for discussion	Aug 2022	Community Safety
		Meet with leads responsible for sports strategy action plan	Aug 2022	Community Safety / CLD / Sport
		Consult with sports hubs	Sep 2022	Community Safety / CLD (Sport)
		Final version of charter is agreed	Sep 2022	Community Safety / CLD (Sport)
		Publishable version created	Oct 2022	Corporate comms (graphics)
		Launch of women's safety charter	Oct 2022	Corporate comms / CLD (Sport)
Reduce the fear and anxiety associated with women's safety within our local communities	The results of the survey are reported back to relevant services/agencies and also are considered by the Community Safety Partnership and Violence Against Women Multi-Agency Partnership within their respective strategic plans	External/internal issues identified and forwarded to relevant service/agency	Aug 2022	Community Safety
		Results used within Community Safety Strategic Needs Assessment	Oct 2022	Inverclyde CSP / VAW MAP
		Relevant actions considered within Community Safety and Violence Against Women respective strategic plans	Oct 2022 – Mar 2023	Inverclyde CSP / VAW MAP
Increased awareness among Inverclyde residents, community groups and organisations of applications which support women's safety and communication channels that allow reporting of concerns to relevant Community Safety partners	Development of a communication plan that includes awareness raising campaigns; targeted campaigns for specific areas including our approach to social media engagement and age appropriate targeting	List of relevant apps and communication channels compiled	Sep 2022	Community safety / VAW MAP / CSP
		Meet with corporate communications	Sep 2022	Community Safety / corporate comms
		Draft communications plan	Oct 2022	Corporate comms / community safety
		Final communications plan	Oct 2022	Corporate comms / community safety